



# INVISACOOK - 4 BURNER UNIT

INDUCTION THRU SOLID SURFACE + WIFI CAPABILITY

## DESCRIPTION

**INVISACOOK – 4 Burner Unit** is a complete, self-contained system. It has 4 induction points to cook thru your solid surface countertop, evenly and sufficiently. While it has a controller, it can also be controlled thru Wi-Fi using your Invisacook App.



## APPLICATIONS

4 Burner unit can be used in these options and materials:

- Typical House Kitchen
- Multi-Family (Apartments)
- Boats / RVs / Airplanes
- Tiny Houses
- Outdoor Kitchens
- Entertaining Islands or Tables
- Cooking Carts
- **Materials** – Porcelain, Ultra Compact & Granite

## FEATURES

- 4 separate burning unit elements
- Power Boost option for faster speed.
- Wi-Fi capable with the Invisacook App so you can control your unit from anywhere.
- Designed for Undermounting installation for any countertop surface in any way possible.

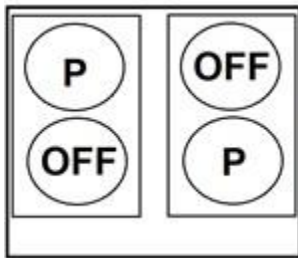

## DEVICE OPERATION

When a compliant receiver such as an induction quality pan is placed on the induction coil, the unit will automatically adjust the charging power, based on the feedback command from the controller. When searching for connection, LED number will blink red, once pan and unit are connected the LED number will stay illuminated. If the pan moves too far in relation to the induction coil, the LED will blink IC and a Beeping noise will follow, indicating an error in connection. If this (or any other error condition) occurs, try resetting the unit by unplugging it and waiting 10 seconds to reconnect, for an automatic reset.

Status	Indicator
Off	No power/inactive
Power on	LED lights on Red Dash
Connected	LED Number stays illuminated
Lost of Connection	LED Blinking IC Red
Noise Alert	Beeping Noise of no Connection
Error condition	A Letter Followed by a Number (H-8)

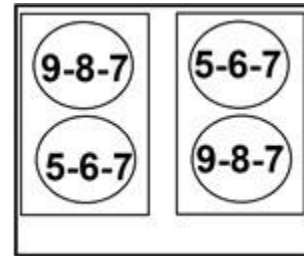
## FOREIGN OBJECT DETECTION

**INVISACOOK – 4 Burner Unit** - Unit contains an algorithm for sensing the presence of foreign objects placed on the unit. When a foreign object is placed on the transmitter coil during operation, the unit will shut down and the LED will flash red showing IC and make a beeping noise.



## POWER SHARING

Each 2 Burner Zone has a Power Share of the following examples



### ELECTRICAL AND MECHANICAL SPECIFICATIONS

Dimension	Description
Dimension	590 x 520 x 55mm
Bottom Size	570 x 490 x 49.5mm
Recommended material	Max thickness is 15mm and Min is 6mm with Porcelain or Granite ONLY

Connection	Description
AC Input	220/240Vac 50/60HZ
Wattage	7,200 W ( Total Shared ) Max at Breaker
Power Platen Burner Size	1800w + 1800w + 1800w + 1800w 180mm

### TEMPERATURE

Operating Cooking Temps	97°F min / 400 °F max. (36°C min / 205°C max.)
Non-operating Temps	-40°F to 158°F (-40°C to +70°C)

### HUMIDITY

Operating:	To 85% relative humidity (non-condensing)
Non-Operating:	To 95% relative humidity (non-condensing)

### ALTITUDE

Operating:	to 10,000 feet
Non-operating:	to 50,000 feet



## INVISACOOK - 4 BURNER UNIT

Induction Cooktop Requires Induction Compatible Magnetic Cookware



### WARRANTY

INVISACOOK – 4 Burner Unit – Individual is covered by a one-year consumer warranty that provides product replacement only and a five-year limited warranty. Please visit [Invisacook.com/warranty](http://Invisacook.com/warranty) for more information.

### PRODUCT REGULATORY REQUIREMENTS

**Intended Application** – This product is intended for indoor or outdoor covered use, not for use in inclement weather.

### PRODUCT SAFETY

IEC60950-1 (International)

### WIFI STANDARDS COMPLIANCE

<https://en.tuya.com/>

**Model # 8140-257-001**

### PRODUCT EMC COMPLIANCE – CLASS B COMPLIANCE

**NOTE:** The product is required to comply with Class B emission requirements as the end system that it is configured into is intended for a commercial environment and market place. System is to have minimum of 3db margin to Class B Limits.

CE-EMC

EN 55014-1:2017

EN 55014-2:2015+A1:2018

EN 61000-3-2:2019

EN 61000-3-3:2013+A1:2019

CE-LVD

EN 60335-

1:2012+A11:2014+A13:2017+A1:2019+A2:2019+A14:2019

EN 60335-2-9: 2019

EN 62233:2008

### RECOMMENDED PLUG

**Prong Twist Lock 220V 30AMP**



### Legal Notices

Information contained in this publication regarding device applications and the like is provided only for your convenience and may be superseded by updates. It is your responsibility to ensure that your application meets with your specifications. "Typical" parameters which may be provided in Energy data sheets and/or specifications can and do vary in different applications and actual performance may vary over time. All operating parameters, including "Typicals" must be validated for your application by your technical experts. INVISACOOK MAKES NO REPRESENTATIONS OR WARRANTIES OF ANY KIND, WHETHER EXPRESS OR IMPLIED, WRITTEN OR ORAL, STATUTORY OR OTHERWISE, RELATED TO THE INFORMATION, INCLUDING BUT NOT LIMITED TO ITS CONDITION, QUALITY, PERFORMANCE, MERCHANTABILITY OR FITNESS FOR PURPOSE. Should the Buyer purchase or use INVISACOOK products for any such unintended or unauthorized application, the Buyer shall indemnify and hold INVISACOOK, LLC, and its officers, employees, subsidiaries, affiliates, and distributors harmless against all claims, costs, damages, and expenses, and reasonable attorney fees arising out of, directly or indirectly, any claim of personal injury or death associated with such unintended or unauthorized use, even if such claim alleges that INVISACOOK, LLC et al, was negligent regarding the design or manufacture of the unit in question or claim. No licenses are conveyed, implicitly or otherwise, under any INVISACOOK, LLC intellectual property rights.

Copyright © 2018 – INVISACOOK, LLC